


You will need

20 sticks all the same length (cocktail sticks or drinking straws cut in quarters will do).



Stick squares

There are 12 sticks in this pattern of 5 squares.



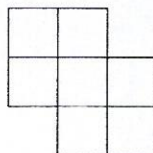
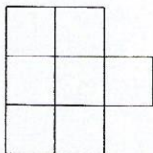
Take 20 sticks. You must not bend or break them.
 Arrange them to make as many squares as you can.
 Try different ways.

Draw your pattern of squares and bring it to school.



Solution: Stick squares

You can make a maximum of 9 squares with 20 sticks.



For older children, try 40 sticks. With these you can make a maximum of 30 squares.