

Dice game 1

Written by Liz Gibbs


The Busy Lizzie Maths Library

© www.thebusylizzie.co.uk 2020

Odd and even numbers

You will need:

- 2 players
- 6 dice (1 to 6 spot)
- a pencil and paper
- a number line (optional)

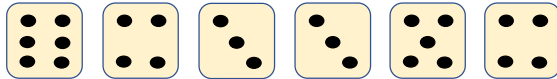


Take turns to roll all six dice. Add up all the even numbers. Subtract the odd numbers from your even number total. Repeat for four more rounds. The person with the largest total wins.

Adapt this game by using fewer dice or different dice e.g. customized dice, 4, 8, 12 and 20 sided dice.

Player 1

First roll



Here are all the even numbers 6, 4, 4 .

Add the three numbers together $6 + 4 + 4 = 14$

Now find all the odd numbers. 5, 3, 3.

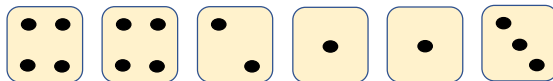
Subtract these numbers from 14.

$$14 - 11 = 3$$

3 is my score and the number I will start with in the next round, once my partner has taken their turn.

Player 2

First roll



Here are all the even numbers 4, 4, 2

Add the even numbers together $4 + 4 + 2 = 10$

Now find all the odd numbers. 3, 1, 1

Subtract these numbers from 10

$$10 - 5 = 5$$

5 is my score and the number I will start with in the next round once my partner has taken their turn.

Next round

Player 1 starts the next round with a score of 3 before rolling the 6 dice.

Player 2 starts the next round with a score of 5 before rolling the 6 dice.

Adapt this game

- Using the sticky part of a repositional sticky note, adapt the dice so that there are more even numbers than odd numbers.
- Give young children a starting number such as 10. They children then roll their dice and add/subtract as required. A number track or number line would be useful.
- For older children you may wish to give them a negative starting number and the game take them in and out of negative numbers.
- Children might want to play this on their own and record their work. What is their largest game score?
- Change the number of dice or the number of sided dice, e.g. 4, 8, 10 and 12 sided dice.