

Ladybird Number cards

There are eleven cards in this set.

Numbers 0 - 10.

Print out, laminate and trim to the red edge.

Use as a giant number line/number washing line activity in the classroom.

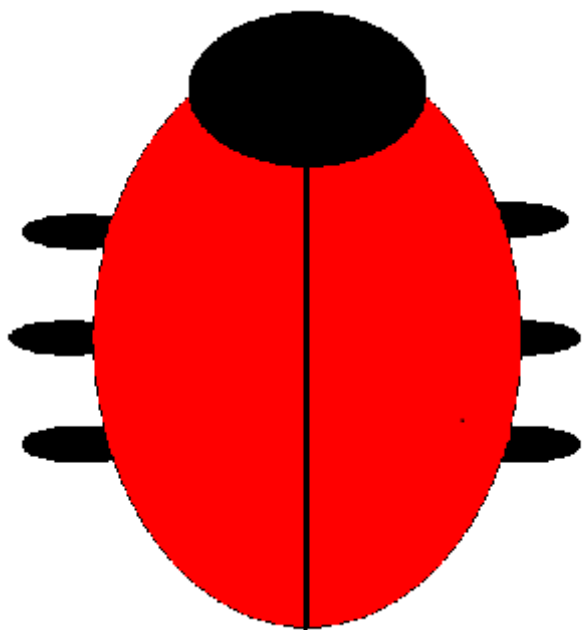

Look for patterns and symmetry.

Ask children to put the ladybirds in order.
Smallest number to biggest number/biggest number to smallest number.

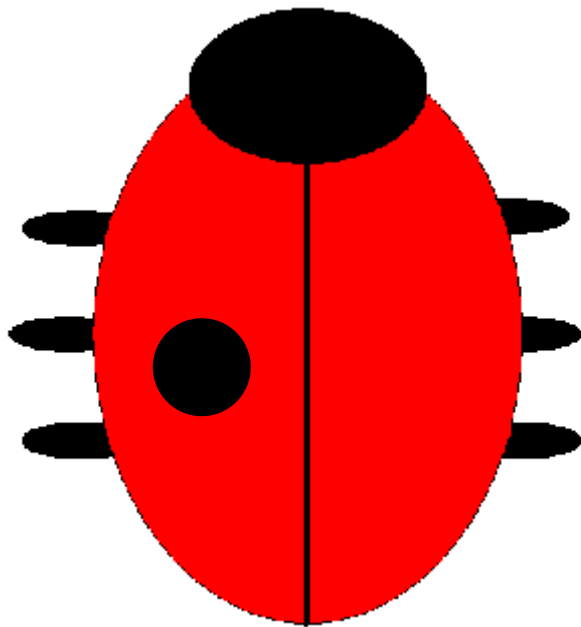
Find the odd numbers. Find the even numbers.

Use two cards for simple addition problems.


Use as a display e.g. number bonds to 10 (remember if you are using the cards to illustrate number bonds, you will need to print an extra "5" card).




1




2




3




4




5




6




7



8



9



10

