

# Multiplication & division with 2 dice

Written by Liz Gibbs

The Busy Lizzie Maths Library

## Multiplication and division with 2 dice

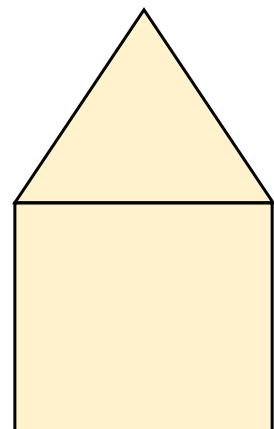
You will need:

- two 1→12 sided dice (or four 1 → 6 sided dice)
- Digit and operation cards (multiplication and division)
- a pencil and paper

This is a task for an individual or pairs.

Ask the children to draw this house shape onto a piece of A4 paper  
The children then roll the dice and write the two numbers on the bottom part of the roof.

As the children to fill the square with four number sentences or equations using multiplication and division.



# Multiplication and division with 2 dice

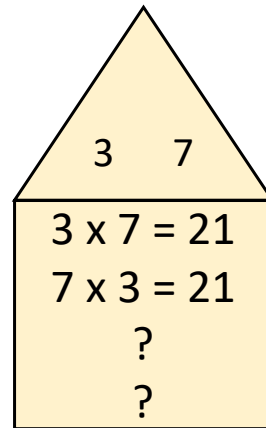
I have rolled 3 and 7

I know that  $3 \times 7 = 21$

I also know that  $7 \times 3 = 21$

Division is a bit harder.

What numbers go where?

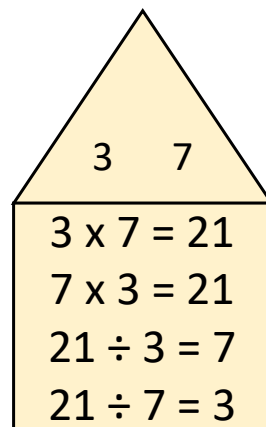


# Multiplication and division with 2 dice

I have rolled 3 and 7

Here are my four number sentences.

There are two multiplication number sentences and two division number sentences.

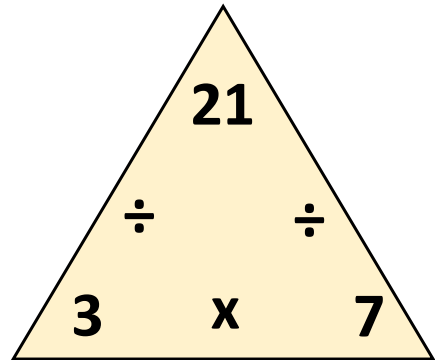


# Multiplication and division with 2 dice

## Variation

Give the children two 1 → 12 sided dice and a triangle shape.

Roll the dice and complete the triangle.  
Can the child tell you all four sentences without the need to write them down?



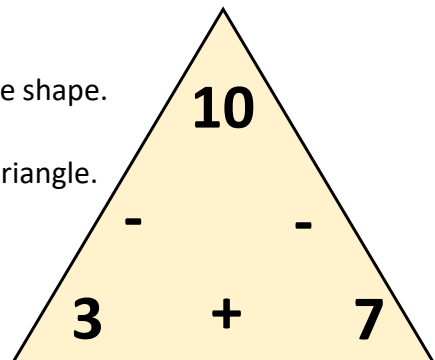
© www.thebusylizzie.co.uk 2020

# Multiplication and division with 2 dice

## Variation using addition and subtraction

Give the children two 1 → 12 sided dice and a triangle shape.

Roll the dice and complete the addition/subtraction triangle.  
Can the child tell you all four sentences without the need to write them down?



This activity can be extended by using 20 sided dice, 30 sided dice or two-digit digit cards to generate the two starting numbers.

© www.thebusylizzie.co.uk 2020